




CUP-30

CENTRIFUGE UTILITY PLATFORM



Call Us: (707) 222-6066

sales@deltaseparations.com

-  **25-30 lbs** (11-13 kg) | Plant material per batch (depending on mill size)
-  **15-20 min** | Average Run Time (depending on SOP)
-  **25-30 gal.** (94-113 liters) | Alcohol Requirement Per Run (wash tincture can be used twice)



Standard Features

Vessel

- (1) Alcohol Feed Port: 1.5" (3.81 cm) Sanitary Triclamp Fittings
- (1) 1.5" (3.81 cm) Tri-clamp; Remote Discharge Vent and Pressure Relief Port
- 2" (5.08 cm) Tri-Clamp Angled Drain
- Liquid/Vapor Tight (No Pressure) Vessel with EPDM Lid Seal

Dimensions

- CUP-30: w/o Auxiliary Components (49" L x 27.5" W x 58.5" H) (124 cm L x 70 cm W x 149 cm H)
- Weight: 890 lbs / 404 kg
- Main Control Panel: (24" L x 32" W x 54" H) (61 cm L x 81 cm W x 137 cm H)

Controls

- Industrial HazLoc Control Panel
- Touchscreen HMI
- 20ft Tethered Control Panel (Installed Outside of HazLoc)
- Emergency Stop
- Variable Frequency Drive: 0-1500 RPM

Electrical

- 230V, 15 amp, Three-Phase
- 5HP Motor
- UL-NEMA L15-30 Plug

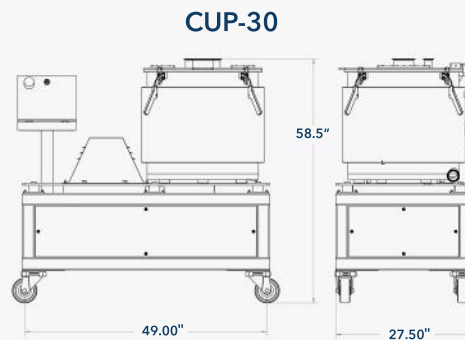
Included Ancillary Equipment

(1) 30 Gallon Jacketed Stainless Steel Discharge Vessel

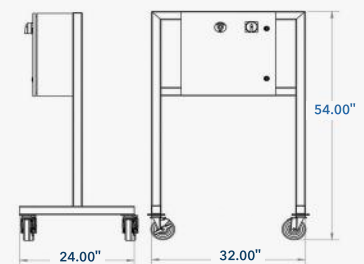
- Dimensions 30"L x 30"W x 24"H (76 cm L x 76 cm W x 61 cm H)
- Weight x 114 lbs / 52 kg

(1) Barrier Fluid Reservoir

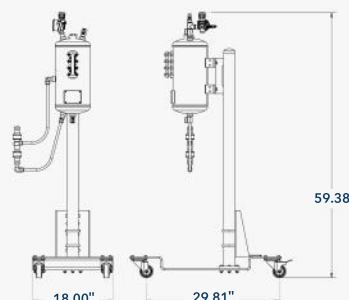
- Dimensions - 39"L x 18"W x 56"H (99 cm L x 46 cm W x 142 cm H)
- Weight x 113 lbs / 51 kg



Main Control Panel



Barrier Fluid Reservoir



Discharge Vessel

